









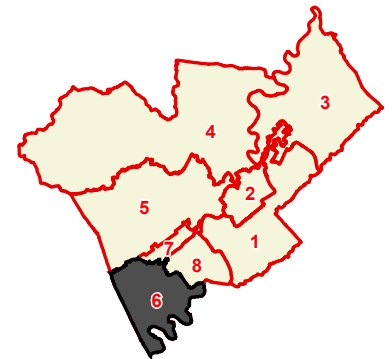


Anderson County County Commission District 6

# OF COMMISSIONERS	2
TOTAL POPULATION	9,161
DEVIATION	-479
% DEVIATION	-5%
WHITE POPULATION	6,746
% WHITE	73.6%
BLACK POPULATION	1,177
% BLACK	12.8%
OTHER POPULATION	1,238
% OTHER	13.5%
HISPANIC POPULATION	548
% HISPANIC	6%

-  County Commission District
-  Interstates
-  U.S. Highway
-  State Highway
-  Local Roads
-  Railroads
-  Powerline (incomplete)
-  Stream
-  Lakes / Rivers
-  City, Town



This map is provided as a public service and is for informational purposes only. It is not an endorsement or approval by the Comptroller of the Treasury of any proposed district boundaries contained herein.

Created On: 8/15/2022

